


Single and Double Shutoff Valves

- **V-26** For quick-acting on/off control of oxygen
- **V-27** Used in flame-hardening, machine cutting, etc., for quick-acting on/off control of oxygen and fuel gas with a single lever
- **V-30** Used in electric welding for on/off control of argon and water
- **V-31** Used in oxy-fuel gas welding for control of stop/start operations. Two models are available which vary only in pilot light assembly




V-26

V-27

Maximum Operating Pressures and Specifications

	V-26	V-27	V-30	V-31
Argon	–	–	100 psig (690 kPa)	–
Water	–	–	75 psig (517 kPa)	–
Oxygen	150 psig (1035 kPa)	150 psig (1035 kPa)	–	100 psig (690 kPa)
Acetylene	–	15 psig (103 kPa)	–	15 psig (103 kPa)
Other Fuel Gases	–	75 psig (517 kPa)	–	75 psig (517 kPa)
Height	5-3/4 in. (146 mm)	6-3/4 in. (172 mm)	5 in. (127 mm)	5 in. (127 mm)
Width	2-3/8 in. (60 mm)	3-5/8 in. (92 mm)	4 in. (102 mm)	4-1/2 in. (114 mm)
Length	5-1/2 in. (140 mm)	5-1/2 in. (140 mm)	10 in. (254 mm)	10 in. (254 mm)
Inlet and Outlet Connections	*	*	*	*



V-31



V-30



"Y" Conn.


*The V-26, V-27, and V-31 Valves are all supplied with appropriate 1/4 in. NPT to "B" size inlet and outlet connection fittings, packed loose.

Ordering Information

V-26 Oxygen Single Shutoff Valve.....	07X36
V-27 Oxygen-Fuel Gas Shutoff Valve.....	20X25
V-30 Argon-Water Shutoff Valve.....	16X21
V-31 Oxygen-Acetylene Shutoff Valve.....	16X22
V-31 Oxygen-Natural Gas Shutoff Valve.....	22X18

"Y" Connection

From	To	Part No.
B-Oxygen External	Two B-Oxygen Internal	3798
B-Fuel Gas External	Two B-Fuel Gas Internal	3799
B-Inert Gas Internal	Two B-Inert Gas External	950356

	Valve Type	Part No.	Height in.	Length in.	Shipping Weight lbs.	Inlet Connection	Outlet Connection
 <p>Needle Valve</p>	Oxygen Needle Valve "B" Size	3395	2	2-7/8	1/2	"B" RH female (9/16 in. -18)	"B" RH male (9/16 in. -18)
	Acetylene Needle Valve "B" Size	3396	2	2-7/8	1/2	"B" LH female (9/16 in. -18)	"B" LH male (9/16 in. -18)